

How to Become a Registered BSA Adult Leader and, How to Link Online Training to Your Profile and the SW FL Councils Record File (All Leaders)

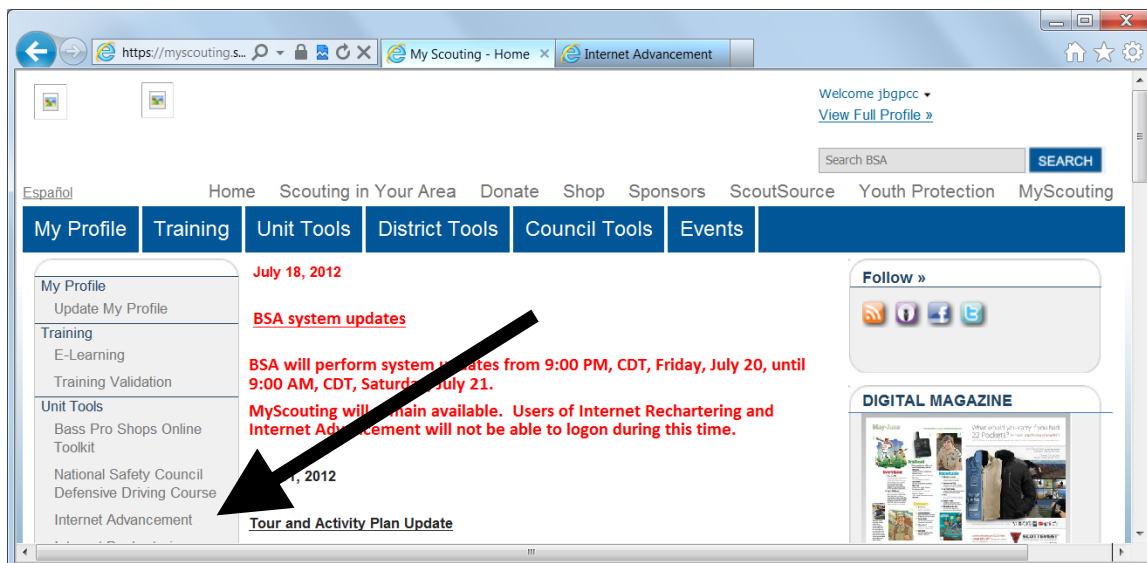
BSA Volunteer Helpdesk
(972) 580-2489

Step 1: **New Leader** registration steps. – How to join the BSA.

1. New Leader **fills out Adult Volunteer Application.**
2. Submit application to Unit Cubmaster, Scoutmaster or Committee Chair.
3. New Leader **registers with MyScouting.org** and takes Youth Protection Training.
4. Print YPT Certificate of Completion for your records and, show it to your Unit leaders.

Step 2: **Unit Leader** (Cubmaster, Scoutmaster, or Chair) Actions.

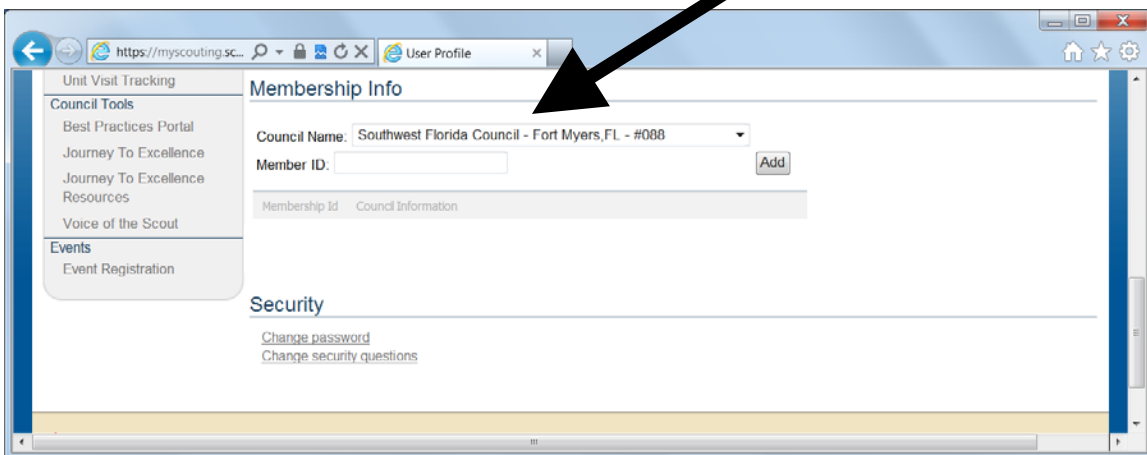
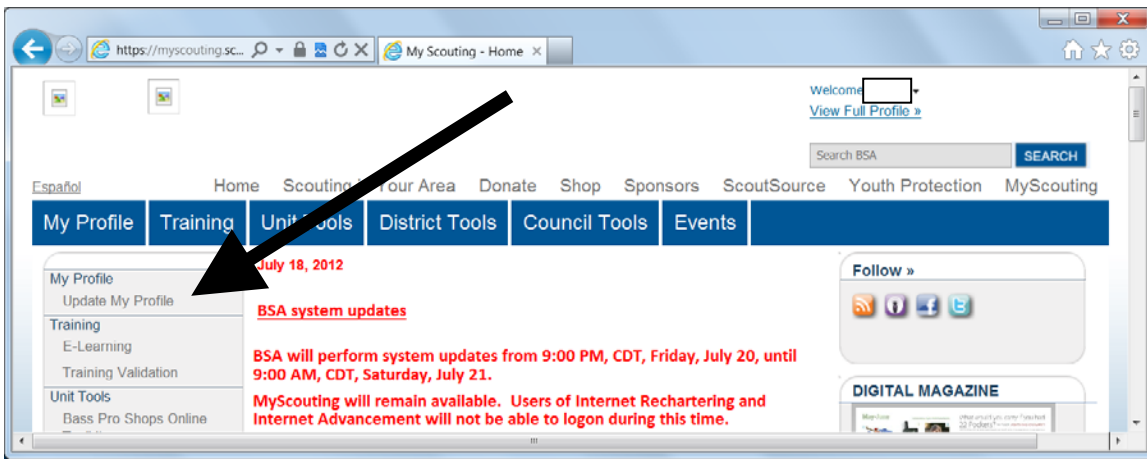
1. Turn in completed Adult Volunteer Application to Council office.
2. Logon to MyScouting.org.
3. Log onto Internet Advancement.
4. Look up new leader's Membership ID#.
5. Email Membership ID# to the new leader.



The screenshot shows a web browser window displaying the MyScouting.org website. The browser's address bar shows the URL "https://myscouting.s...". The website's navigation menu includes "My Profile", "Training", "Unit Tools", "District Tools", "Council Tools", and "Events". A sidebar on the left lists various training and tool options. A central announcement in red text states: "July 18, 2012 BSA system updates BSA will perform system updates from 9:00 PM, CDT, Friday, July 20, until 9:00 AM, CDT, Saturday, July 21. MyScouting will remain available. Users of Internet Rechartering and Internet Advancement will not be able to logon during this time." A black arrow points from the "Internet Advancement" link in the sidebar to the system update notice. Other elements on the page include a search bar, a "Follow" section with social media icons, and a "DIGITAL MAGAZINE" section.

Step 3: New Leader Membership ID# match.

1. Receive BSA Membership ID # from Cubmaster, Scoutmaster or Committee Chair.
2. Logon to **MyScouting.org**
3. Click **“Update My Profile”**
4. Scroll Down to bottom of the screen.
5. **Select “Southwest Florida Council - #088”** from dropdown.
6. **Enter your Membership ID#.**
7. **Click “Add”.**



Questions?: Call National BSA Volunteer Help Desk (972) 580-2489